

































Shape	Nominal Profile	Rebar Qty. (ea)	Rebar Size (in)	Actual Dimensions (in x in)	Approx. Weight (lb/ft)	Actual Dimensions (cm x cm)	Rebar Size (cm)	Approx. Weight (kg/m)
	3 x 6	2	0.38	2.5 x 5.5	4.9	6.4 x 14.0	0.96	7.29
	3 x 6	2	0.5	2.5 x 5.5	5	6.4 x 14.0	1.27	7.44
	3 x 6	2	0.75	2.5 x 5.5	5.7	6.4 x 14.0	1.91	8.48
	3 x 10	2	0.25	2.5 x 9.25	8.3	6.4 x 23.5	0.64	12.35
	3 x 10	2	0.38	2.5 x 9.25	8.3	6.4 x 23.5	0.96	12.35
	3 x 10	2	0.50	2.5 x 9.25	8.4	6.4 x 23.5	1.27	12.50
	3 x 10	2	0.63	2.5 x 9.25	8.4	6.4 x 23.5	1.6	12.50
	3 x 10	2	0.75	2.5 x 9.25	8.5	6.4 x 23.5	1.91	12.65
	3 x 10	2	0.88	2.5 x 9.25	8.5	6.4 x 23.5	2.24	12.65
	3 x 10	2	1.00	2.5 x 9.25	8.6	6.4 x 23.5	2.54	12.80
	3 x 12	2	0.75	2.5 x 11.5	10.5	6.4 x 29.2	1.91	15.63
	3 x 12	2	1.00	2.5 x 11.5	10.8	6.4 x 29.2	2.54	16.07
	4 x 4	4	0.25	3.5 x 3.5	4.3	8.9 x 8.9	0.64	6.40
	4 x 4	4	0.38	3.5 x 3.5	4.5	8.9 x 8.9	0.96	6.70

Shape	Nominal Profile	Rebar Qty. (ea)	Rebar Size (in)	Actual Dimensions (in x in)	Approx. Weight (lb/ft)	Actual Dimensions (cm x cm)	Rebar Size (cm)	Approx. Weight (kg/m)
	4 x 4	4	0.50	3.5 x 3.5	4.6	8.9 x 8.9	1.27	6.85
	4 x 4	4	0.63	3.5 x 3.5	4.7	8.9 x 8.9	1.6	6.99
	4 x 4	4	0.75	3.5 x 3.5	4.9	8.9 x 8.9	1.91	7.29
	6 x 6	4	0.25	5.5 x 5.5	11.4	14.0 x 14.0	0.64	16.97
	6 x 6	4	0.38	5.5 x 5.5	11.8	14.0 x 14.0	0.96	17.56
	6 x 6	4	0.50	5.5 x 5.5	12.2	14.0 x 14.0	1.27	18.16
	6 x 6	4	0.63	5.5 x 5.5	12.6	14.0 x 14.0	1.6	18.75
	6 x 6	4	0.75	5.5 x 5.5	13.0	14.0 x 14.0	1.91	19.35
	6 x 6	4	0.88	5.5 x 5.5	13.5	14.0 x 14.0	2.24	20.09
	6 x 6	4	1.00	5.5 x 5.5	14.0	14.0 x 14.0	2.54	20.83
	6 x 10	4	0.63	5.5 x 9.5	17.0	14 X 24.1	1.6	25.30
	6 x 10	4	0.75	5.5 x 9.5	17.3	14 X 24.1	1.91	25.75

Shape	Nominal Profile	Rebar Qty. (ea)	Rebar Size (in)	Actual Dimensions (in x in)	Approx. Weight (lb/ft)	Actual Dimensions (cm x cm)	Rebar Size (cm)	Approx. Weight (kg/m)
	6 x 12	4	1.00	5.5 X 11.75	32.0	14.0 X 29.8	2.54	47.62
	6 x 12	4	1.25	5.75 x 11.75	32.8	14.0 X 29.8	3.18	48.81
	6 x 12	4	1.38	5.75 x 11.75	33.6	14.0 X 29.8	3.51	50.00
	6 x 12	4	1.50	5.75 x 11.75	36.0	14.0 X 29.8	3.81	53.57
	8 x 10	4	0.75	7.5 x 9.5	23.8	19.1 x 24.1	1.91	35.41
	8 x 10	4	1.00	7.5 x 9.5	24.2	19.1 x 24.1	2.54	36.01