






















































Shape	Nominal Profile	Actual Dimensions (in x in)	Corner Radius (in)	Approx. Weight (lb/ft)	Actual Dimensions (cm x cm)	Corner Radius (cm)	Approx. Weight (kg/m)
	1/2 x 8	0.5 x 8.0	1/16	1.42	1.3 x 20.3	0.2	2.1
	3/4 x 3 1/2	0.75 x 3.5	1/16	0.92	1.9 x 8.9	0.2	1.4
	3/4 x 5 1/2	0.75 x 5.5	1/16	1.44	1.9 x 14	0.2	2.1
	3/4 x 6 T&G*	0.75 x 6.0	1/16	1.62	1.9 x 15.2	0.2	2.4
	5/4 x 6*	1.0 x 5.5	1/16	1.9	2.5 x 14	0.2	2.8
	7/8 x 2 7/8	0.88 x 2.88	1/16	0.88	2.2 x 7.3	0.2	1.3
	7/8 x 5 1/2	0.88 x 5.5	1/16	1.62	2.2 x 14	0.2	2.4
	1 x 3 1/2*	1.0 x 3.5	1/16	1.22	2.5 x 8.9	0.2	1.8
	1 x 5 1/2	1.0 x 5.5	1/16	1.96	2.5 x 14	0.2	2.9
	1 x 7 1/2*	1.0 x 7.5	1/16	2.52	2.5 x 19	0.2	3.8
	1 1/4 x 3 1/2	1.25 x 3.5	1/16	1.52	3.2 x 8.9	0.2	2.3
	1 1/2 x 1 1/2	1.5 x 1.5	1/16	.84	3.8 x 3.8	0.2	1.3
	2 x 3	1.5 x 2.5	1/16	1.45	3.8 x 6.4	0.2	2.2
	2 x 4	1.5 x 3.5	1/16	1.83	3.8 x 8.9	0.2	2.7

\*Available in Woodgrain Colors

T&G = Tongue & Groove

Shape	Nominal Profile	Actual Dimensions (in x in)	Corner Radius (in)	Approx. Weight (lb/ft)	Actual Dimensions (cm x cm)	Corner Radius (cm)	Approx. Weight (kg/m)
	2 x 6*	1.5 x 5.5	1/16	2.81	3.8 x 14	0.2	4.2
	2 x 6 T&G*	1.5 x 5.5	1/16	2.92	3.8 x 14	0.2	4.4
	2 x 8	1.5 x 7.5	1/16	3.92	3.8 x 19.1	0.2	5.8
	2 x 10 RAD	1.5 x 9.38	3/8	4.68	3.8 x 23.8	1	7
	2 x 10	1.5 x 9.5	1/16	5.09	3.8 x 24.1	0.2	7.6
	2 x 10 T&G*	1.5 x 9.5	1/16	4.83	3.8 x 24.1	0.2	7.2
	2 x 12	1.5 x 11.5	1/16	6.00	3.8 x 29.2	0.2	8.9
	3 x 3	2.5 x 2.5	1/16	2.00	6.4 x 6.4	0.2	3
	3 x 4	2.5 x 3.5	1/16	3.05	6.4 x 8.9	.0.2	4.5
	3 x 4	2.5 x 3.5	5/16	2.96	6.4 x 8.9	0.8	4.4
	3 x 6	2.5 x 5.5	1/16	4.50	6.4 x 14	0.2	6.7
	3 x 8	2.5 x 7.5	1/16	6.53	6.4 x 19.1	0.2	9.7
	3 x 10	2.5 x 9.25	1/16	8.05	6.4 x 23.5	0.2	12
	3 x 10 T&G	2.5 x 9.25	1/16	8.05	6.4 x 23.5	0.2	12

Shape	Nominal Profile	Actual Dimensions (in x in)	Corner Radius (in)	Approx. Weight (lb/ft)	Actual Dimensions (cm x cm)	Corner Radius (cm)	Approx. Weight (kg/m)
	3 x 12	2.5 x 11.5	1/16	10.01	6.4 x 29.2	0.2	14.9
	3 x 3 3/4	3.0 x 3.75	1/16	4.24	7.6 x 9.5	0.2	6.3
	4 x 4*	3.5 x 3.5	1/16	4.26	8.9 x 8.9	0.2	6.3
	4 x 4 True	4.0 x 4.0	1/16	5.57	10.2 x 10.2	0.2	8.3
	4 x 6	3.5 x 5.5	1/16	6.70	8.9 x 14	0.2	10
	4 x 8	3.5 x 7.5	5/8	9.26	8.9 x 19.1	1.6	13.8
	4 x 12	3.5 x 11.5	1/16	13.70	8.9 x 29.2	0.2	20.4
	4 x 12 T&G	3.5 x 11.5	1/16	14.00	8.9 x 29.2	0.2	20.8
	5 1/4 x 5 1/4	5.25 x 5.25	3/16	9.58	13.3 x 13.3	0.5	14.3
	6 x 6*	5.5 x 5.5	1/16	10.50	14 x 14	0.2	15.6
	6 x 6*	5.5 x 5.5	3/4	10.50	14 x 14	1.9	15.6
	6 x 8	6.0 x 8.0	1/16	16.70	15.2 x 20.3	0.2	24.9
	6 x 10	5.5 x 9.5	1/16	16.30	14 x 24.1	0.2	24.3
	6 x 12	5.5 x 11.25	1/16	16.30	14 x 28.6	0.2	24.3

Shape	Nominal Profile	Actual Dimensions (in x in)	Corner Radius (in)	Approx. Weight (lb/ft)	Actual Dimensions (cm x cm)	Corner Radius (cm)	Approx. Weight (kg/m)
	7 x 9	7.0 x 9.0	1/16	19.65	17.8 x 22.9	0.2	29.2
	8 x 8	7.5 x 7.5	3/4	17.60	19 x 19.1	1.9	26.2
	8 x 10	7.5 x 9.5	3/4	23.80	19 x 24.1	1.9	35.4
	8 x 12	7.88 x 11.88	1 3/8	28.61	20 x 30.2	3.5	42.6
	10 x 10	9.88 x 9.88	1 3/8	30.42	25.1 x 25.1	3.5	45.3
	12 x 12	11.88 x 11.88	1 3/8	44.0	30.2 x 30.2	3.5	65.5
	1 1/8 Round	Ø 1.16	N/A	0.40	Ø 3.2	-	0.6
	1 3/8 Round	Ø 1.38	N/A	0.52	Ø 3.5	-	0.8
	2 1/2 Round	Ø 2.50	N/A	1.65	Ø 6.4	-	2.5
	3 1/8 Round	Ø 3.13	N/A	2.40	Ø 8	-	3.6
	5 1/2 Round	Ø 5.5	N/A	7.4	Ø 14	-	11